

HYDRAcap[®]-A Ultrafiltration


HYDRAcap[®]-A is used to treat surface water, ground water, seawater and wastewaters as either primary treatment or as pretreatment to reverse osmosis (RO) and nanofiltration (NF). Compared to conventional pretreatment, HYDRAcap[®]-A allows for higher fluxes for RO and NF systems while maintaining longer intervals between cleanings. In some cases it replaces conventional pretreatment for potable applications, ground water recharging and water recycling.



Membrane Operation

Filtration mode: Feed water flows from the inside of the fibers to the outside. This is commonly referred to as inside-out filtration.

Backwash mode: Filtrate is forced through the fibers in reverse flow, from the outside to the inside, such that accumulated solids are removed from the fibers.

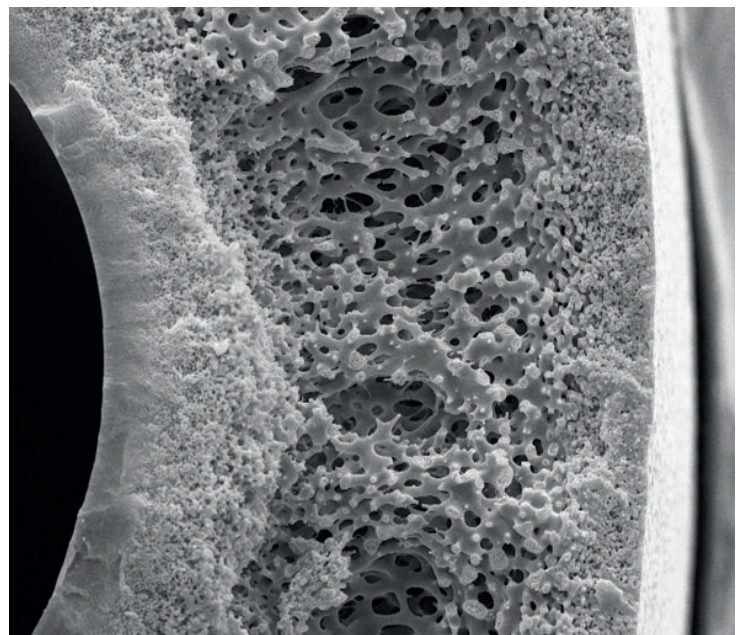


HYDRAcap[®]-A Advantages

- Low fouling hydrophilic multi-bore polyethersulfone membrane
- Tolerant to chlorine, peroxide and other oxidants resistant to pH extremes
- Exhibits 5 log (99.999%) removal for bacteria, giardia, cryptosporidium and 4 log removal for viruses
- Reduces turbidity to < 0.06 NTU
- Operational flexibility: direct or cross flow filtration
- DHS (CA), DEP (MA), NSF/EPA certifications for materials of construction, operation and pathogen removal efficiency
- Low pressure operation

Capillary Technology vs. Conventional Pretreatment

- Significantly better filtrate quality when compared to conventional pretreatment, exhibiting 100% removal of colloidal material.
- Filtrate quality is stable regardless of feedwater variation.
- Can significantly reduce use of predetermined chemicals.
- Backwash disposal is less problematic due to lower waste water volumes.
- Increased efficiency of RO membrane system design and operation, contributing to reduced capital and operational costs.
- Maximizes RO performance by allowing elements to operate longer with less cleaning.



Cross-sectional view of fiber

HYDRAcap® Reference Plants

Malaga UF Waste Water, Spain

8 racks of 52 HYDRAcap®60 modules are treating municipal waste water with a maximum capacity of 900 m³/day to feed cooling towers. The plant has been started up in 2009 with minimum maintenance operation, optimal filtrate turbidity (below 0.2 NTU) and negligible CIP frequency (none between 2012 and 2017)



Integrated Membrane Solutions®

Al Hamriyah Sea Water RO Plant, U.A.E.

The biggest sea water reference! 24 racks of 120 HYDRAcap®60 modules (2,880 in total) are producing 61 mgd (228 Ml/d) from an open intake sea water. UF membranes didn't receive CIP until 2017 and are delivering directly in line high quality permeate water to 8 trains of SWC5 membranes. *Start-up date: May 2014*



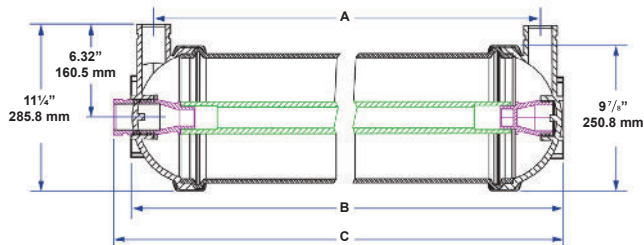
Kindasa Seawater RO plant, Jeddah Port, Saudi Arabia

880 HYDRAcap®60 modules are utilized to produce 18.6 mgd (70,000 m³/day) filtrate from Red Sea water. The 10 UF racks, each equipped with 88 HYDRAcap®60 elements are continuously producing a high quality filtrate for Hydranautics SWC3+ seawater RO elements. *Start-up date: August 2006*



Typical Process Conditions

Maximum Backwash Pressure:	20 psig (1.4 bar)
Backwash Flux:	100 – 150 gfd (170 – 255 l/mh)
Backwash Frequency:	20 – 60 minutes
Backwash Duration:	30 – 60 seconds
Chemical Enhanced Backwash Frequency:	0 – 4 times per day
Chemical Enhanced Backwash Duration:	5 – 20 minutes
Disinfection Chemicals:	NaOCl, H ₂ O ₂
Cleaning Frequency:	Once every 1– 6 months
Clean-in-place Chemicals:	NaOCl, NaOH, HCl, H ₂ SO ₄ , citric acid



Module length, inches (cm):

	A**	B	C
HYDRAcap®40-A / HYDRAcap®40-LD-A	43" (109.2)	46 1/4" (117.2)	47 1/2" (120.0)
HYDRAcap®60-A / HYDRAcap®60-LD-A / HYDRAcap®60+-A	63" (160.0)	66 1/4" (168.0)	67 1/2" (170.8)

*2" Grooved fitting at all ports

**1 1/8"

Specifications

Configuration	Capillary (inside-out)
Membrane Polymer	Hydrophilic multi-bore polyethersulfone
Nominal MWCO, Daltons	150,000
Average pore size	0.02 µm
Nominal membrane Area, ft² (m²)	
HYDRAcap®40-A	320 (30)
HYDRAcap®40-LD-A	208 (19)
HYDRAcap®60-A	500 (46)
HYDRAcap®60-LD-A	325 (30)
HYDRAcap®60+-A	605 (56)
Capillary inner diameter, inches (mm)	
HYDRAcap®-A	0.035 (0.9)
HYDRAcap®LD-A	0.055 (1.5)
Capillary outer diameter, inches (mm)	
HYDRAcap®-A	0.149 (3.8)
HYDRAcap®-LD-A	0.232 (5.9)

Application Data

Typical Filtrate Flux Range, gfd (l/mh)	35 – 85 (59 – 145)
Flow Rate Range, gpm (m³/h)	
HYDRAcap®40-A	7.0 – 19 (1.6 – 4.4)
HYDRAcap®40-LD-A	5.0 – 12 (1.1 – 2.8)
HYDRAcap®60-A	11 – 30 (2.7 – 6.8)
HYDRAcap®60-LD-A	7.8 – 19 (1.8 – 4.3)
HYDRAcap®60+-A	14.7 – 35.7 (3.3 – 8.1)
Operating pH range	4.0 – 10
Cleaning pH range	1.5 – 13
Instantaneous Chlorine Tolerance, ppm	100*
Total Chlorine Tolerance, ppm-hr	200,000
Instantaneous hydrogen peroxide tolerance, ppm	200*
Operating Mode	Cross-flow or dead-end
Maximum Feed Pressure, psig (bar)	73 (5)
Transmembrane Pressure (TMP) Range, psig (bar)	2 – 20 (0.14 – 1.4)
Maximum Instantaneous Turbidity (NTU)	
HYDRAcap®-A	100
HYDRAcap®-LD-A	200

*15 minutes or less

Hydranautics Corp. office

401 Jones Road, Oceanside, CA 92058, USA Toll Free: 1 800 CPA PURE Tel: +1 760 901 2500 Fax: +1 760 901 2578
Email: info@hydranautics.com Website: www.membranes.com

Americas

Hydranautics

401 Jones Road,
Oceanside,
CA 92058, USA
Toll Free: 1 800 CPA PURE
Tel: +760 901 2500
Fax: +760 901 2578

Europe/Africa

Hydranautics

Calle Constitucion 3,
3° 5ª Sant Just Desvern,
08960 Barcelona,
Spain
Tel: +34 934 731 722
Fax: +34 934 731 485

Middle East

Hydranautics

Office no 31, Bldg no .
S10122 (A2) South Zone,
Jebel Ali Free Zone,
P.O.Box: 112839 Dubai
United Arab Emirates
Tel: +971 4 889 5806

Indian Subcontinent

Hydranautics

407, Palm Springs
Center, Link Road,
Malad (West),
Mumbai 400 064, India
Tel: +91 22 40030500
Fax: +91 22 40030496

S.E. Asia/Australia

Nitto

438 Alexandra Road
#19-01/04,
Alexandra Point,
Singapore 119958
Tel: +65 6879 3820
Fax: +65 6223 7690

Japan

Hydranautics/Nitto

26F, Shinagawa
Season Terrace, 1-2-70,
Konan, Minato-ku,
108-0075, Tokyo
Tel: +81 3 6632 2044
Fax: +81 3 6632 2019

PB-301-HYDRAcap UF